



FREE FLOAT AIR TRAP

MODEL JA3

FREE FLOAT COMPRESSED AIR TRAP

Benefits

Extremely durable, inline-repairable free float trap with tight shut-off for automatic drainage of condensate and oil from compressed-air systems.

1. Self-modulating free float provides continuous, smooth, low velocity condensate discharge as process loads vary, for maximum performance.
2. Durable valve seat maintains air-tight seal, even under low-load conditions.
3. Unique rotational seating design eliminates concentrated wear to provide long maintenance-free service life.
4. External manual plunger unit allows rapid cleaning of the valve seat during operation, in the event of oil or dirt accumulation.
5. Rugged float construction with up to 1720 psig hydraulic shock rating ensures excellent performance of the trap.
6. Easy, inline access to internal parts simplifies cleaning and lowers maintenance costs.
7. Built-in screen with large surface area ensures extended trouble-free service.



Specifications

Model	JA3
Connection	Screwed
Size (in)	1/2, 3/4, 1
Orifice No	16
Maximum Operating Pressure (psig) PMO	230
Maximum Differential Pressure (psi) ΔPMX	230
Minimum Operating Pressure (psig)	Vacuum
Maximum Operating Temperature (°F) TMO	212
Maximum Allowable Pressure (psig) PMA	300
Maximum Allowable Temperature (°F) TMA	428

Connections and Sizes in bold are standard

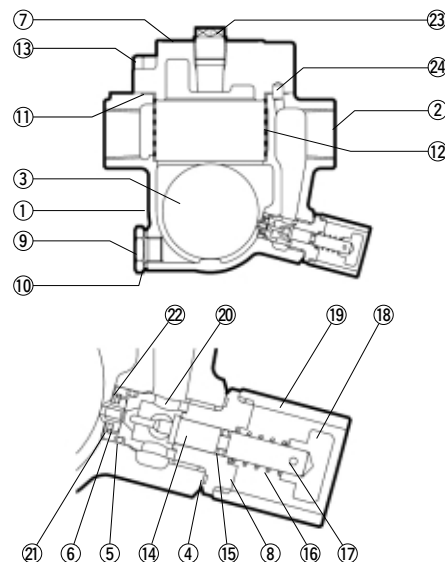


CAUTION

To avoid abnormal operation, accidents or serious injury, DO NOT use this product outside of the specification range. Local regulations may restrict the use of this product to below the conditions quoted.

No.	Description	Material	ASTM/AISI*	JIS
①	Body	Ductile Cast Iron	A536 Gr. 65-45-12	FCD450
②	Cover	Ductile Cast Iron	A536 Gr. 65-45-12	FCD450
③	Float	Stainless Steel	AISI316L	SUS316L
④	Holder Nut Gasket	Fluorine Resin	PTFE	PTFE
⑤	Valve Seat Holder O-Ring	Nitrile Rubber	D2000BF	NBR
⑥	Valve Seat	Nitrile Rubber	D2000BF	NBR
⑦	Nameplate	Stainless Steel	AISI304	SUS304
⑧	Valve Seat Holder Nut	Stainless Steel	AISI420F	SUS420F
⑨	Drain Plug	Carbon Steel	AISI1025	S25C
⑩	Drain Plug Gasket	Soft Iron	AISI1010	SUYF
⑪	Cover Gasket	Fluorine Resin	PTFE	PTFE
⑫	Screen	Stainless Steel	AISI430	SUS430
⑬	Cover Bolt	Carbon Steel	AISI1045	S45C
⑭	Needle	Stainless Steel	AISI420F	SUS420F
⑮	Needle O-Ring	Nitrile Rubber	D2000BF	NBR
⑯	Coil Spring	Stainless Steel	AISI304	SUS304
⑰	Split Pin	Stainless Steel	AISI304	SUS304
⑱	Plunger	Stainless Steel	AISI420F	SUS420F
⑲	Guard Bushing	Carbon Steel	A53 Type F	SGP
⑳	Valve Seat Holder	Stainless Steel	AISI420F	SUS420F
㉑	Snap Ring	Stainless Steel	AISI304	SUS304
㉒	Washer	Stainless Steel	AISI304	SUS304
㉓	Balancing Plug	Carbon Steel	A6	SS400
㉔	Alignment Pin	Bearing Steel	A485	SUJ2

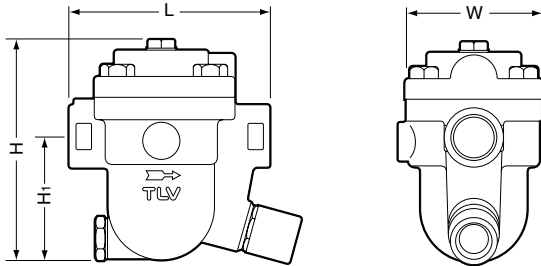
*Equivalent



Copyright © TLV

Dimensions

● **JA3** Screwed



JA3 Screwed* (in)

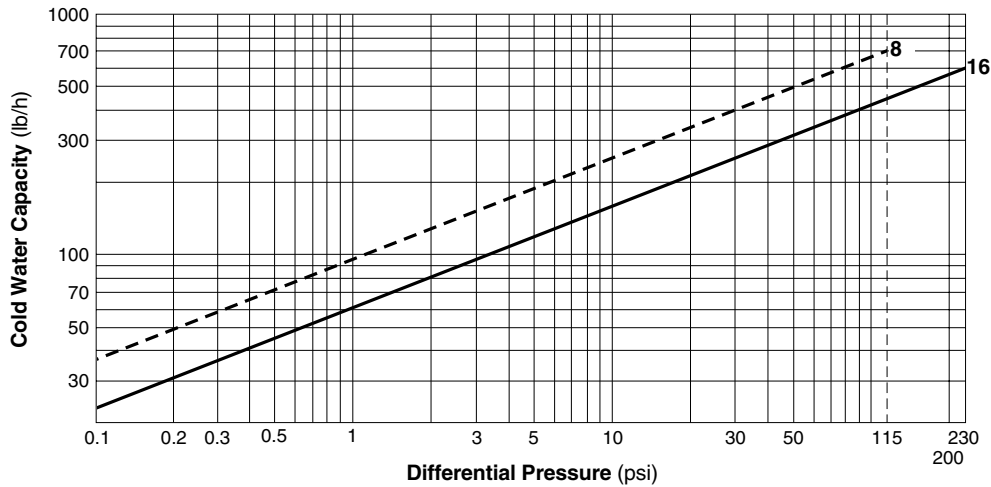
Size	L	H	H ₁	W	Weight (lb)
1/2	4 3/4	5 1/8	2 15/16	3 1/8	6.0
3/4			2 7/8		6.2
1		5 3/8	2 15/16		6.6

* NPT, other standards available

NOTE:

A pressure-balancing line must be connected to the air system from the balancing port at the top of the trap to a place above any possible condensate accumulation in the system.

Discharge Capacity



—— Standard - - - - - Available on special request

1. Line numbers within the graph refer to orifice numbers.
2. Differential pressure is the difference between the inlet and outlet pressure of the trap.
3. Capacities are based on continuous discharge of condensate below 212°F with specific gravity of 1.
4. Recommended safety factor: at least 1.5.

CAUTION DO NOT use traps under conditions that exceed maximum differential pressure, as condensate back up will occur!

TLV CORPORATION

13901 South Lakes Drive, Charlotte, NC 28273-6790
 Phone: 704-597-9070 Fax: 704-583-1610
 E-mail: tlv@tlvengineering.com
 For Technical Service 1-800 "TLV TRAP"



Manufacturer

TLV CO., LTD.

Kakogawa, Japan

is approved by LRQA Ltd. to ISO 9001/14001

ISO 9001/ISO 14001

