



FREE FLOAT AIR TRAP

MODEL JA3D

FREE FLOAT AIR TRAP WITH EXTERNAL ORIFICE-CLEANING DEVICE

Benefits

Extremely durable, inline repairable air trap to automatically drain oil and condensate from compressed air systems.

1. Self-modulating free float provides continuous, soft, smooth, low velocity discharge as process loads vary.
2. Perfect air-tight seal, even under low-load conditions.
3. Only one moving part, the free float, eliminates concentrated valve wear and provides long maintenance-free service life.
4. Built-in screen with large surface area ensures extended trouble-free service.
5. Manual push rod device allows valve seat cleaning from outside during operation in case of oil or dirt accumulation.
6. All internal parts are stainless steel.
7. Recommended for horizontal or vertical installation.



Specifications

Model	JA3D
Connection	Screwed
Size (in)	1/2
Maximum Operating Pressure (psig) PMO	230
Maximum Differential Pressure (psi) ΔPMX	230
Minimum Operating Pressure (psig)	Vacuum
Maximum Operating Temperature (°F) TMO	212
Maximum Allowable Pressure (psig) PMA	230
Maximum Allowable Temperature (°F) TMA	212

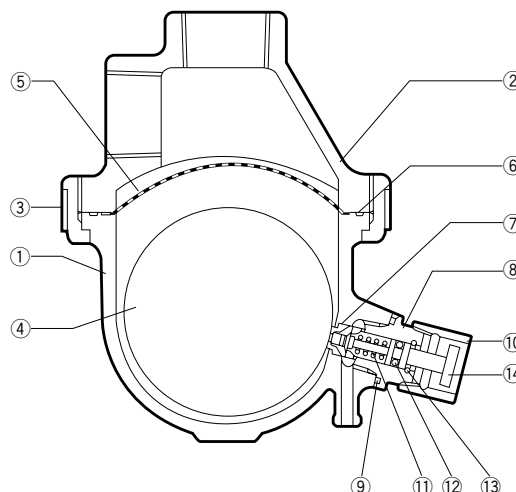
JA3D is a non-standard product, consult TLV for delivery time required.



To avoid abnormal operation, accidents or serious injury, DO NOT use this product outside of the specification range. Local regulations may restrict the use of this product to below the conditions quoted.

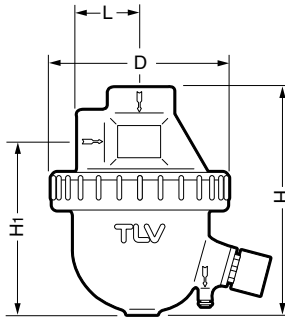
No.	Description	Material	ASTM/AISI*	JIS
①	Body	Zinc Alloy	B86 AC140A	ZDC2
②	Cover	Zinc Alloy	B86 AC140A	ZDC2
③	Union Nut	Zinc Alloy	B86 AC140A	ZDC2
④	Float	Stainless Steel	AISI316L	SUS316L
⑤	Screen	Stainless Steel	AISI430	SUS430
⑥	Cover Gasket	Nitrile Rubber	NBR	NBR
⑦	Valve Seat	Nitrile Rubber	NBR	NBR
⑧	Valve Seat Holder	Stainless Steel	AISI420F	SUS420F
⑨	Holder Gasket	Fluorine Resin	PTFE	PTFE
⑩	Guard Bushing	Carbon Steel	A53 Type F	SGP
⑪	Coil Spring	Stainless Steel	AISI304	SUS304
⑫	Push Rod O-Ring	Nitrile Rubber	NBR	NBR
⑬	Snap Ring	Stainless Steel	AISI304	SUS304
⑭	Push Rod	Stainless Steel	AISI416	SUS416

* Equivalent



Dimensions

● **JA3D**
Screwed



JA3D Screwed* (in)

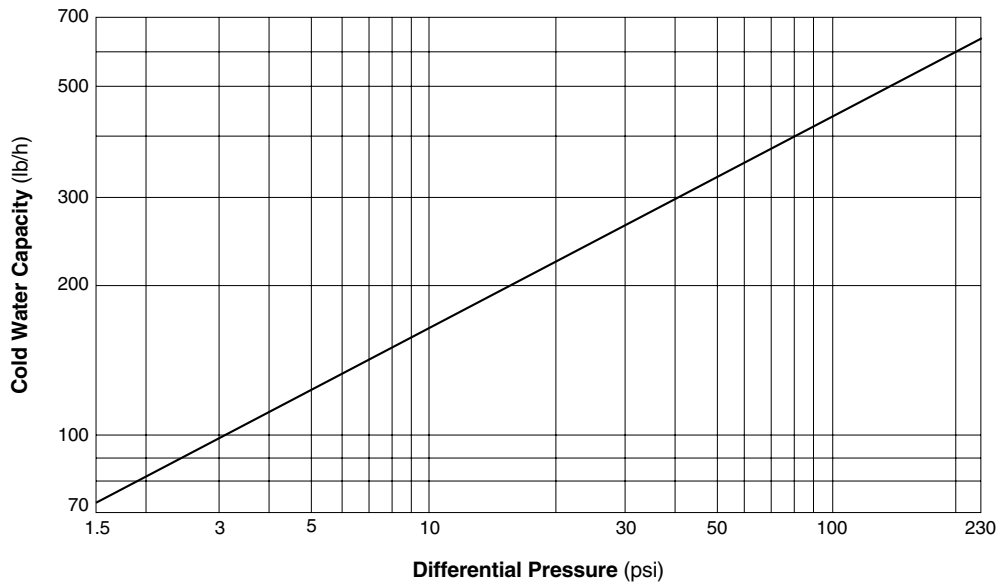
Size	H	H ₁	D	L	Weight (lb)
1/2	4 1/8	3 3/16	3 1/8	1 1/8	1.3

* NPT, other standards available

NOTE

A pressure-balancing line must be connected with the air system from the balancing port at the top or side of the trap to a place above any possible condensate accumulation in the system.

Discharge Capacity



1. Differential pressure is the difference between the inlet and outlet pressure of the trap.
2. The chart is applicable to condensate below 212 °F.
3. The discharge capacity is for a liquid with specific gravity of 1.
4. Recommended safety factor: at least 1.5.



DO NOT use traps under conditions that exceed maximum differential pressure, as condensate backup will occur!

TLV CORPORATION

13901 South Lakes Drive, Charlotte, NC 28273-6790
 Phone: 704-597-9070 Fax: 704-583-1610
 E-mail: tlv@tlvengineering.com
 For Technical Service 1-800 "TLV TRAP"



Manufacturer

TLV® CO., LTD.

Kakogawa, Japan

is approved by LRQA Ltd. to ISO 9001/14001

ISO 9001/ISO 14001

