



RAPID INITIAL AIR VENT

MODEL VAS/VA

RAPID INITIAL AIR VENT FOR WATER SYSTEMS

Benefits

Float-type mechanical valve for rapidly venting air from water piping systems at start-up for moderate to hot water.

1. Large orifice can vent large volumes of initial air for quick system start-up.
2. Combination of precision-ground float and valve seat with rubber contact assures seal tightness when vent is closed.
3. Only one moving part, the free float, eliminates concentrated wear and provides long maintenance-free service life.
4. Facilitates drainage of the system by introducing air when the system has to be drained.
5. Dual function as a rapid initial air vent and a vacuum breaker.



Specifications

Model		VAS	VA1	VA4	VA5
Connection	Inlet	Screwed	Flanged		
	Outlet	Screwed		Flanged	
Size (in)	Inlet	3/4	2	4	6
	Outlet	1/2	3/4	2 1/2	4
Maximum Operating Pressure (psig)	PMO	150			
Minimum Operating Pressure (psig)		1.5			
Maximum Operating Temperature (°F)	TMO	212			
Maximum Allowable Pressure (psig)	PMA	250	150		
Maximum Allowable Temperature (°F)	TMA	212	302		

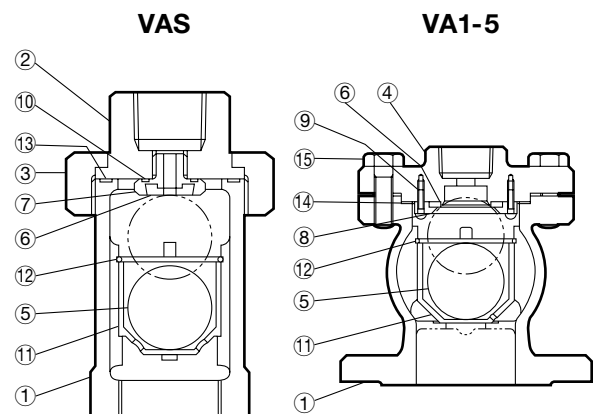
VAS, VA1, VA4, and VA5 are non-standard products, consult TLV for delivery time required.



To avoid abnormal operation, accidents or serious injury, DO NOT use this product outside of the specification range. Local regulations may restrict the use of this product to below the conditions quoted.

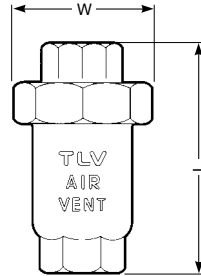
No.	Description	Material	ASTM/AISI*	JIS
①	Body	Cast Iron	A126 Cl.B	FC250
②	Union	Cast Iron	A126 Cl.B	FC250
③	Cap Nut	Cast Iron	A126 Cl.B	FC250
④	Cover	Cast Iron	A126 Cl.B	FC250
⑤	Float	Stainless Steel	AISI316L	SUS316L
⑥	Valve Seat	Nitrile Rubber	D2000BF	NBR
⑦	Valve Seat Holder	Stainless Steel	AISI303	SUS303
⑧	Valve Seat Retainer	Brass (VA1)	B16 C36000	C3604
		Bronze (VA4, VA5)	B584 C92200	CAC407
⑨	Set Screw	Brass	B16 C36000	C3604
⑩	Valve Seat Gasket	Fluorine Resin	PTFE	PTFE
⑪	Float Guide	Polypropylene (VAS)	PP	PP
		Bronze (VA1 - 5)	B584 C92200	CAC407
⑫	Snap Ring	Stainless Steel	AISI304	SUS304
⑬	Union Gasket	Nitrile Rubber	D2000BF	NBR
⑭	Cover Gasket	Fiber-Rubber Compound	—	—
⑮	Cover Bolt	Carbon Steel	A307 Gr.B	SS400

* Equivalent



Dimensions

● **VAS**
Screwed / Screwed

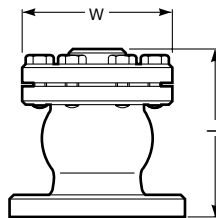


VAS Screwed / Screwed (in)

Model	Size		L	W	Weight (lb)
	Inlet	Outlet			
	NPT	NPT			
VAS	3/4	1/2	3 ¹³ / ₁₆	2 ⁵ / ₃₂ (2 ⁵ / ₁₆)*	1.3

Other standards available
* Face-to-face (diagonal)

● **VA1**
Flanged / Screwed

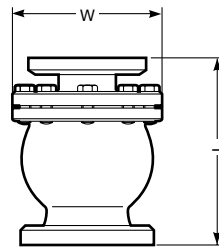


VA1 Flanged / Screwed (in)

Model	Size		L	φW	Weight (lb)
	Inlet	Outlet			
	ASME 125FF	NPT			
VA1	2	3/4	5	4 ⁵ / ₁₆	12

Other standards available, but length and weight may vary

● **VA4** ● **VA5**
Flanged / Flanged

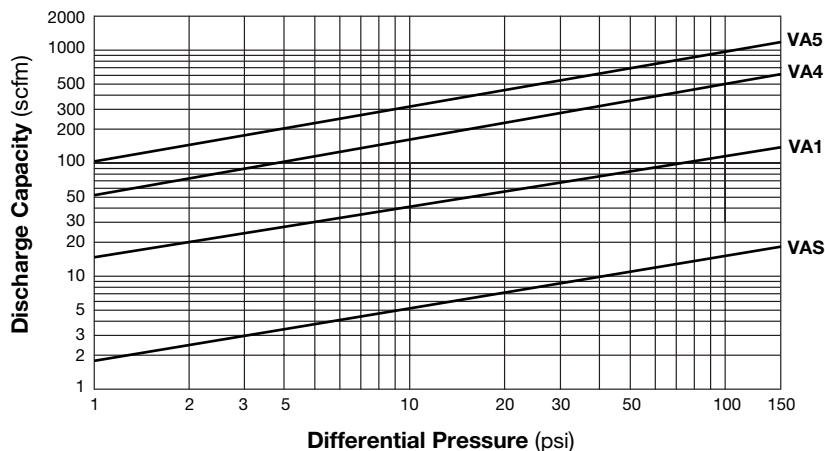


VA4/VA5 Flanged / Flanged (in)

Model	Size		L	φW	Weight (lb)
	Inlet	Outlet			
	ASME 125FF	ASME 125FF			
VA4	4	2 1/2	11 ¹¹ / ₁₆	9 1/4	75
VA5	6	4	17 ⁵ / ₈	13 3/16	159

Other standards available, but length and weight may vary

Discharge Capacity



1. Differential pressure is the difference between the inlet and outlet pressure of the air vent.
2. Capacities are equivalent capacities of standard air (at 68 °F under atmospheric pressure).

CAUTION Once the valve closes after discharging initial air, it will not open again, even if air accumulates inside the product, until internal pressure drops to near atmospheric pressure.

TLV CORPORATION

13901 South Lakes Drive, Charlotte, NC 28273-6790
Phone: 704-597-9070 Fax: 704-583-1610
E-mail: tlv@tlvengineering.com
For Technical Service 1-800 "TLV TRAP"



Manufacturer

TLV CO., LTD.
Kakogawa, Japan
is approved by LRQA Ltd. to ISO 9001/14001

ISO 9001/ISO 14001

